

CDP SCORE REPORT - CLIMATE CHANGE 2019




Aker ASA

Region	Europe
Country	Norway
Questionnaire	General
Activity Group	Industrial support services

The CDP Score Report allows companies to understand their score and indicate which categories require attention in order to reach higher levels. This enables companies to progress towards environmental stewardship through benchmarking and comparison with peers, in order to continuously improve their climate governance. Investors will additionally receive a copy of the CDP Score Report upon request. For further feedback please contact your account manager of your key CDP contact.


Your CDP score



Average performance



Industrial support services

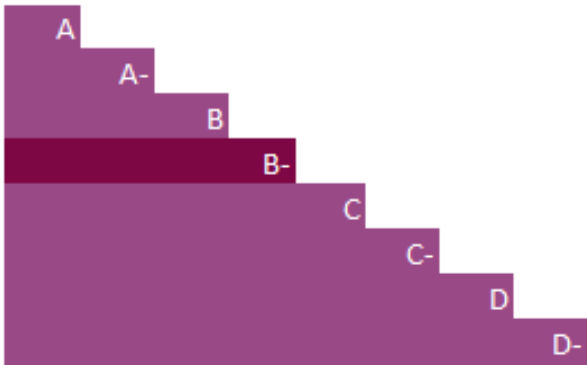


Europe



Global Average

UNDERSTANDING YOUR SCORE REPORT



Aker ASA received a B- which is in the Management band. This is higher than the Europe regional average of C, and higher than the Industrial support services sector average of C.

- Leadership (A/A-):** Implementing current best practices
- Management (B/B-):** Taking coordinated action on climate issues
- Awareness (C/C-):** Knowledge of impacts on, and of, climate issues
- Disclosure (D/D-):** Transparent about climate issues

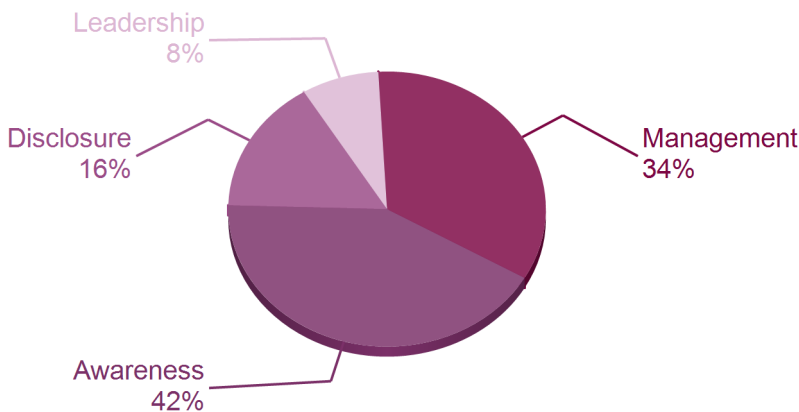
ACTIVITY GROUP PERFORMANCE

Industrial support services

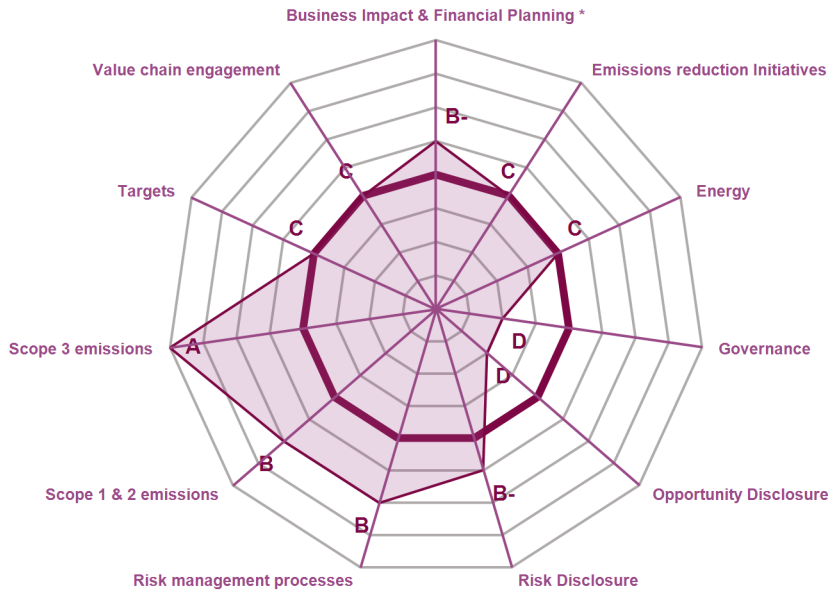
Your company is amongst 34% of companies that reached Management level in your Activity Group

A sample of A-list companies from your Activity Group:

- ASE Technology Holding Co., Ltd.
- AENA SME SA



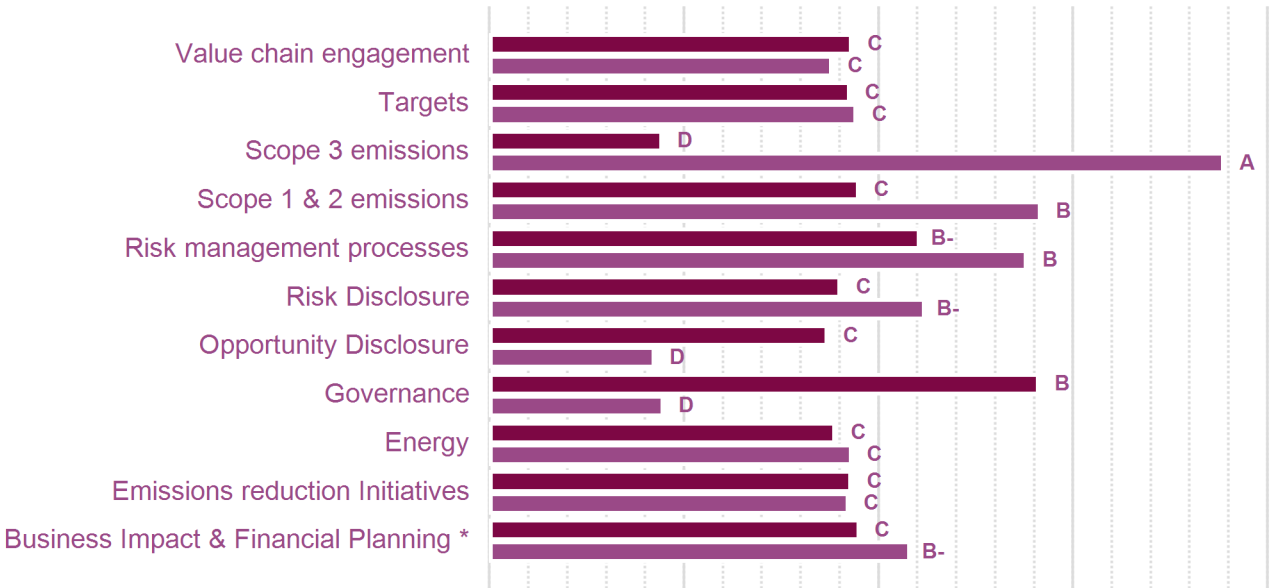
CATEGORY SCORES



If a company scored C or below, they will not have been scored for management or leadership points (the dark purple line represents this). Please download the ['CDP Scoring Introduction'](#) for more information.

CATEGORY SCORES BENCHMARKING

■ Activity Group Average ■ Your Score



Scenario analysis Yes, quantitative

Each category score in the bar chart represents the progression within each scoring level. The Introduction and Verification categories have not been included for category score breakdown as they are not scored at Management and Leadership levels.

Scoring categories are groupings of questions and are subgroups of the 2019 questionnaire. Weightings are applied to scoring to reflect the relative importance of each category to progress climate stewardship. The weighting applied to each category varies across sectors to highlight the areas most important to environmental stewardship in specific sectors. To find out more about category weightings for each sector, please download the ['CDP Scoring Categories and Weighting'](#) documents.

*Please note, if your company has not been presented with questions C2.5 and C2.6 then the category score for Business Impact and Financial Planning will be displayed as zero. Please check your submitted response for further information.